

Commercial Shipping:

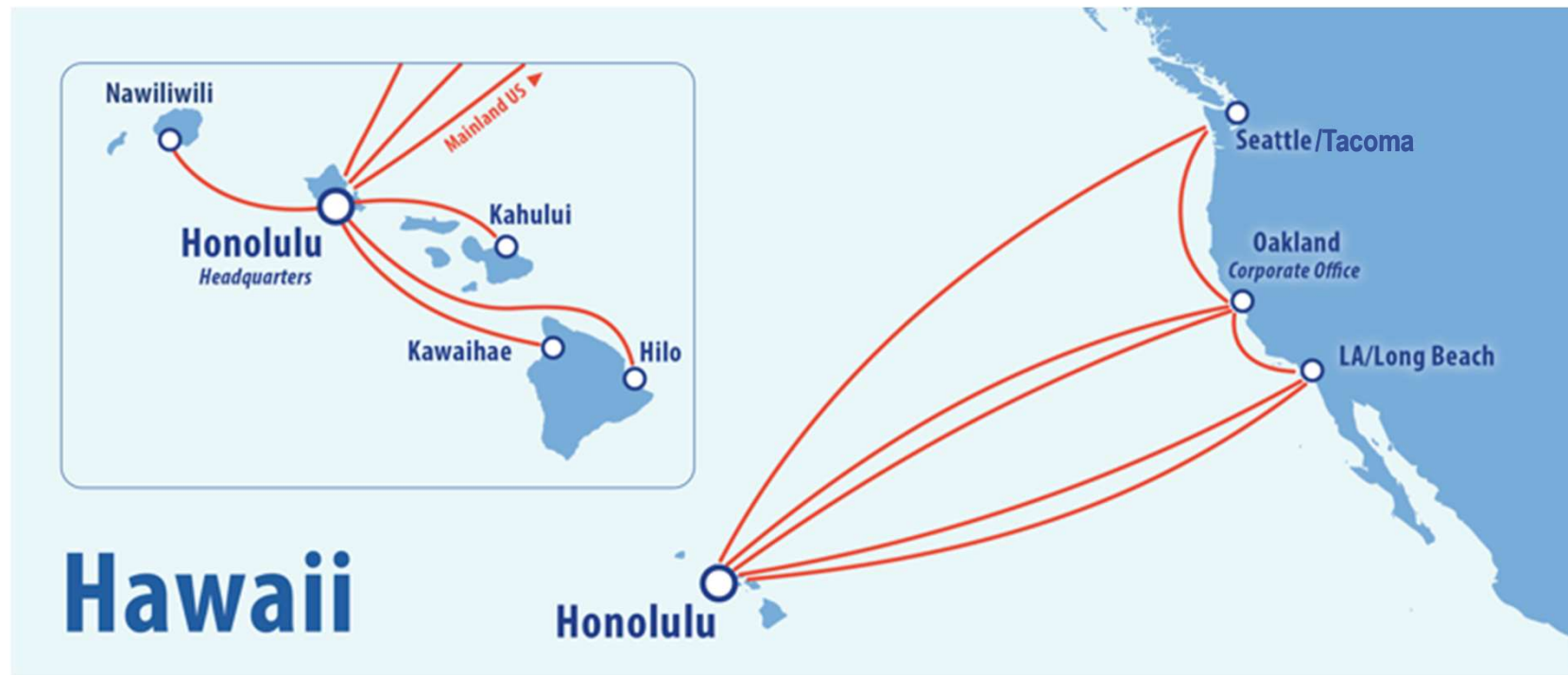
How goods get to the Neighbor Islands



Agenda

- Interstate Shipping
- Intrastate Shipping
- Stop in Transit (SIT)
- Less than Container Load (LCL)
- Full Container Load (FCL)

Hawaii Shipping – Hub and Spoke



Interstate Cargo

Cargo that moves between points on the U.S. mainland and Hawaii.

Examples:



Appliances

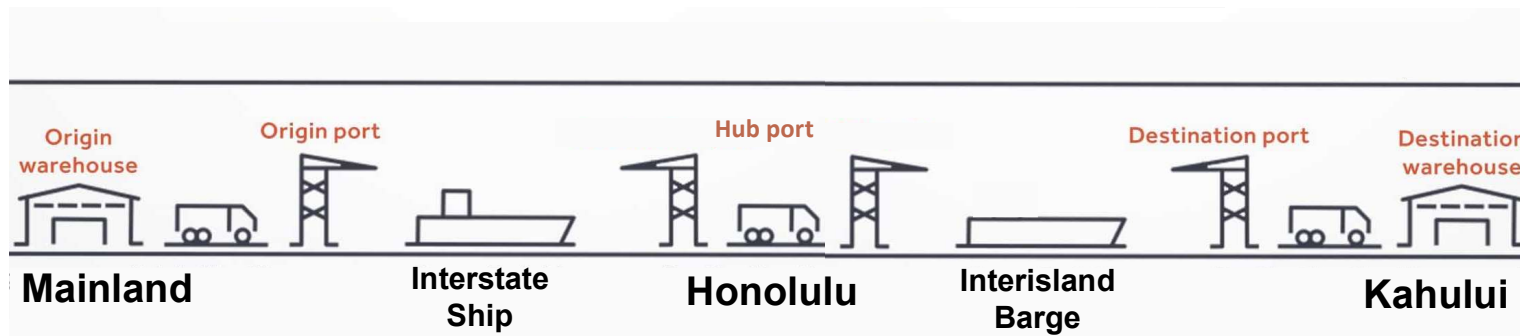


Construction Materials



Vehicles

Interstate Shipping – Direct Loads



**Cargo is transferred
from ship to barge.
It does not leave the
terminal.**

Vessel Discharging in Honolulu



The Manukai sailed from Los Angeles to Honolulu.

Barge Loading in Honolulu



Cargo for a Neighbor Island is unloaded from the transpacific vessel. It is loaded to an interisland barge.

Here a container is being transshipped onto the Mauna Loa, which will go to the Big Island.



Neighbor Island Barge Operations

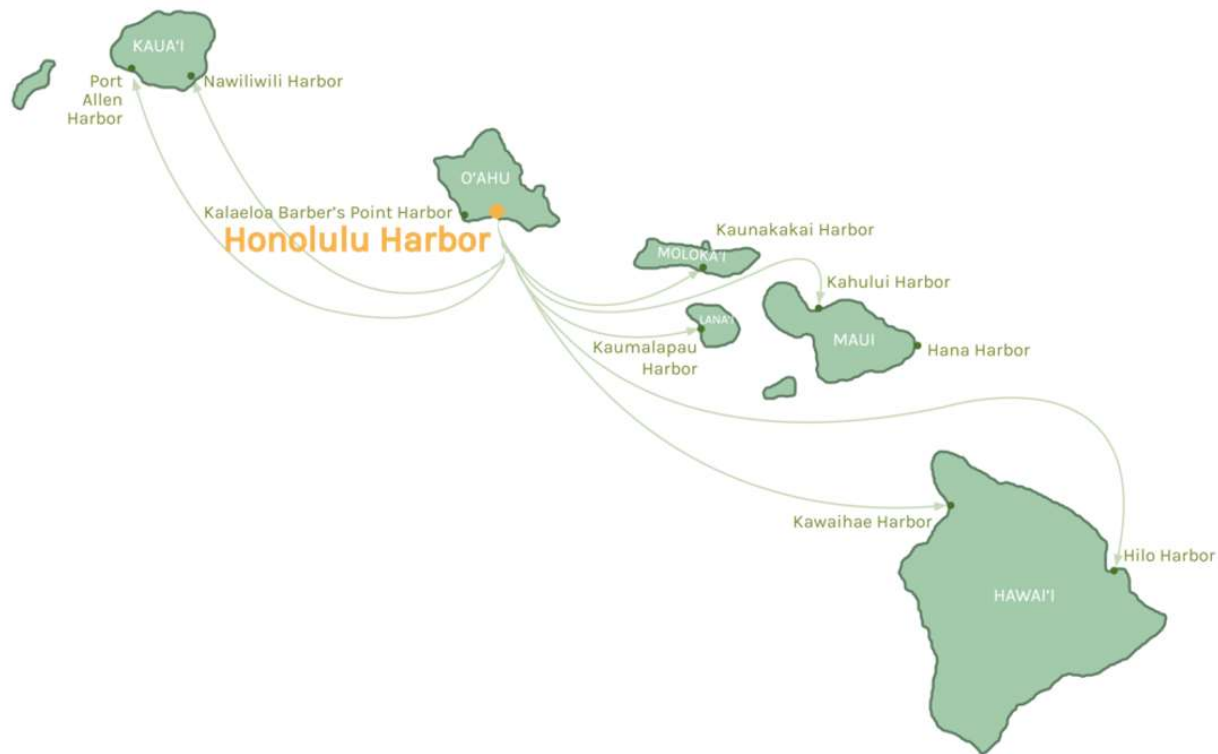


A barge sets sail for the Neighbor Island.



Barge unloading in Kahului. Containers are unloaded into the yard. The customer picks up the container.

Intrastate Movements



Intrastate Cargo

- The movement of goods originating from one Hawaii port (original destination) to another Hawaii port (final destination).

- Yes

- Shipping your car from Hilo to Honolulu (final destination).
- Shipping locally-made products between Honolulu and any neighbor island port.



- No

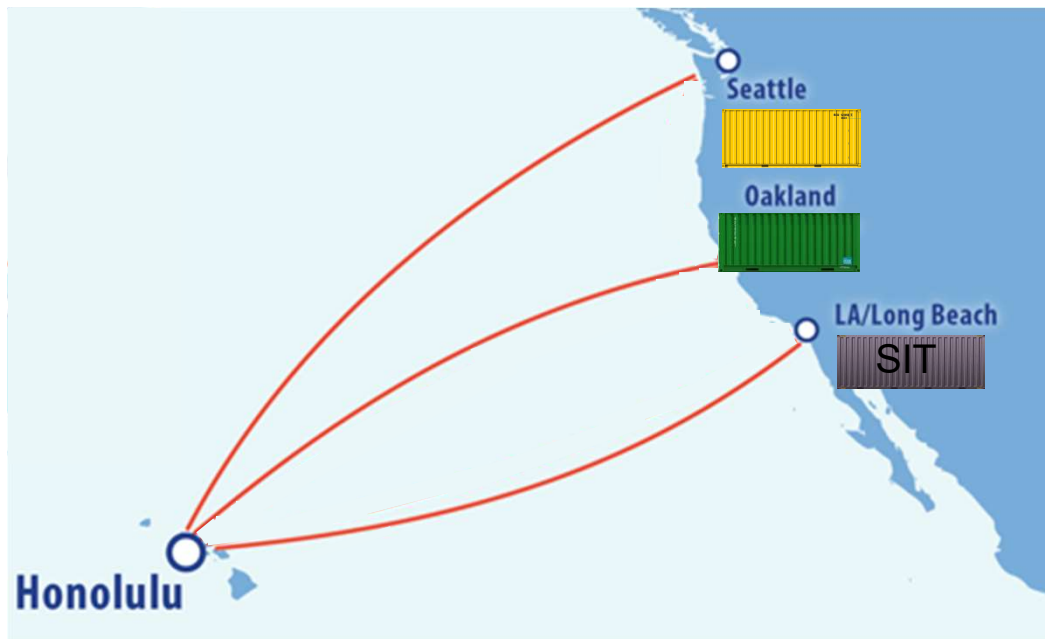
- Shipping your car from Hilo to Los Angeles (final destination).
- Shipping goods from Los Angeles to Maui.



Stop-In-Transit (SIT) Requirements

- **Cargo must originate on the mainland on a Matson or Pasha vessel per public tariff.**
- **Customer must declare and book the shipment as SIT.**
- **Loading intrastate cargo into a SIT container in Honolulu is prohibited.**
- **Tariff Adherence Group, an independent third-party compliance contractor, inspects SIT containers and sends monthly reports to the PUC. TAG fine \$1,500 + PUC fines.**

SIT Movement – Mainland to Honolulu



In Honolulu:



+



+



SIT Movement Honolulu to Hilo



Less than Container Load (LCL) – Mixed (Non-palletized)



Multiple shipments (mixed) loaded
into a container by customers



Customers lined up for LCL
delivery

LCL - Palletized



Pallet shipment delivery



Palletized cargo loaded to a flatrack



Flatrack with palletized cargo on the barge

Full Container Load (FCL)



A full container comes into the yard and placed on the dock.



Container is loaded onto the barge.



FCL platform with concrete vaults

Mahalo